

THE NEW VALUE FRONTIER



KC50T

HIGH EFFICIENCY MULTICRYSTAL PHOTOVOLTAIC MODULE



LISTED

HIGHLIGHTS OF KYOCERA PHOTOVOLTAIC MODULES

Kyocera's advanced cell processing technology and automated production facilities produce a highly efficient multicrystal photovoltaic modules.

The conversion efficiency of the Kyocera solar cell is over 16%.

These cells are encapsulated between a tempered glass cover

and a pottant with back sheet to provide efficient protection from the severest environmental conditions.

The entire laminate is installed in an anodized aluminum frame to provide structural strength and ease of installation.



APPLICATIONS

- Microwave / Radio repeater stations
- Electrification of villages in remote areas
- Medical facilities in rural areas
- Power source for summer vacation homes
- Emergency communication systems
- Water quality and environmental data monitoring systems
- Navigation lighthouses, and ocean buoys
- Pumping systems for irrigation, rural water supplies and livestock watering
- Aviation obstruction lights
- Cathodic protection systems
- Desalination systems
- Recreational vehicles
- Railroad signals
- Sailboat charging systems
- etc.

QUALIFICATIONS

- **MODULE** : UL 1703 certified
Hazardous Locations Class I, Div 2, Groups A, B, C and D
- **FACTORY** : ISO9001 and ISO 14001

QUALITY ASSURANCE

Kyocera multicrystal photovoltaic modules have passed the following tests.

- Thermal cycling test
- Thermal shock test
- Thermal / Freezing and high humidity cycling test
- Electrical isolation test
- Hail impact test
- Mechanical, wind and twist loading test
- Salt mist test
- Light and water-exposure test
- Field exposure test

LIMITED WARRANTY

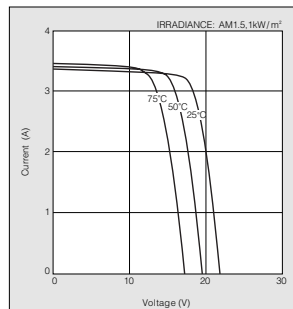
※ 1 year limited warranty on material and workmanship

※ 20 years limited warranty on power output: For detail, please refer to "category IV" in Warranty issued by Kyocera

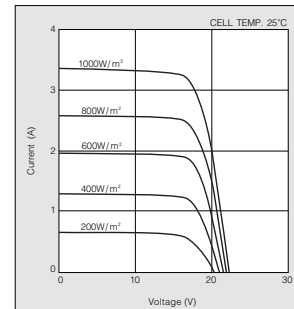
(Long term output warranty shall warrant if PV Module(s) exhibits power output of less than 90% of the original minimum rated power specified at the time of sale within 10 years and less than 80% within 20 years after the date of sale to the Customer. The power output values shall be those measured under Kyocera's standard measurement conditions. Regarding the warranty conditions in detail, please refer to Warranty issued by Kyocera)

ELECTRICAL CHARACTERISTICS

Current-Voltage characteristics of Photovoltaic Module KC50T at various cell temperatures



Current-Voltage characteristics of Photovoltaic Module KC50T at various irradiance levels



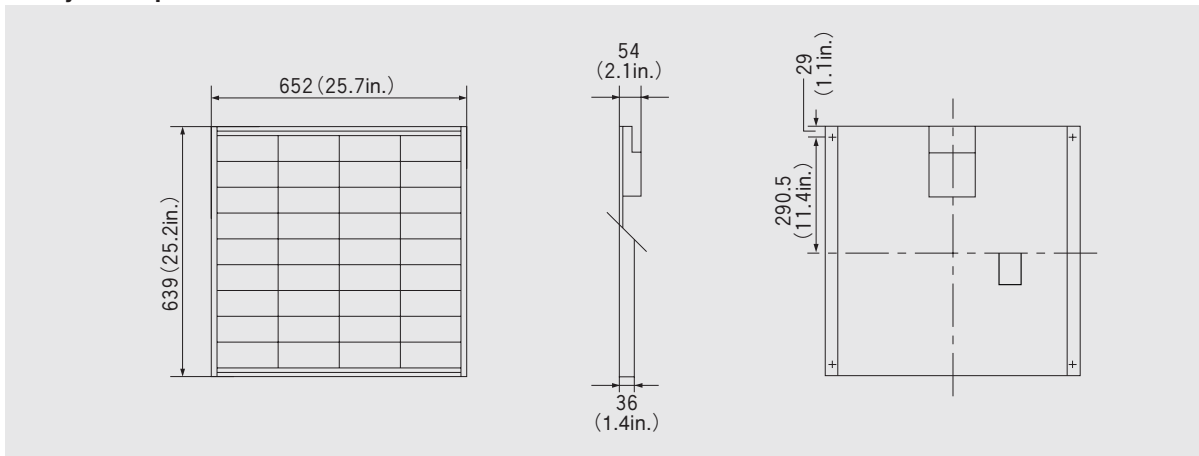
MODEL
KC50T

SPECIFICATIONS

KC50T

Physical Specifications

Unit : mm (in.)



Specifications

Electrical Performance under Standard Test Conditions (*STC)	
Maximum Power (Pmax)	54W (+10%/−5%)
Maximum Power Voltage (Vmpp)	17.4V
Maximum Power Current (Impp)	3.11A
Open Circuit Voltage (Voc)	21.7V
Short Circuit Current (Isc)	3.31A
Max System Voltage	600V
Temperature Coefficient of Voc	−8.21×10 ^{−2} V/°C
Temperature Coefficient of Isc	1.33×10 ^{−3} A/°C
*STC : Irradiance 1000W/m ² , AM1.5 spectrum, module temperature 25°C	
Electrical Performance at 800W/m ² , NOCT, AM1.5	
Maximum Power (Pmax)	38W
Maximum Power Voltage (Vmpp)	15.3V
Maximum Power Current (Impp)	2.49A
Open Circuit Voltage (Voc)	19.7V
Short Circuit Current (Isc)	2.67A

NOCT (Nominal Operating Cell Temperature) : 47°C

Cells	
Number per Module	36
Module Characteristics	
Length × Width × Depth	639mm(25.2in)×652mm(25.7in)×54mm(2.1in)
Weight	5.0kg(11.0lbs.)
Junction Box Characteristics	
Length × Width × Depth	120mm(4.7in)×180mm(7.1in)×46mm(1.8in)
IP Code	IP65
Reduction of Efficiency under Low Irradiance	
Reduction	6.2%

Reduction of efficiency from an irradiance of 1000W/m² to 200W/m² (module temperature 25°C)

